



Does Gender Matter in Planning for Aging?

Jana Lynott, AICP
Senior Strategic Policy Advisor
AARP Public Policy Institute



@JanaLynott

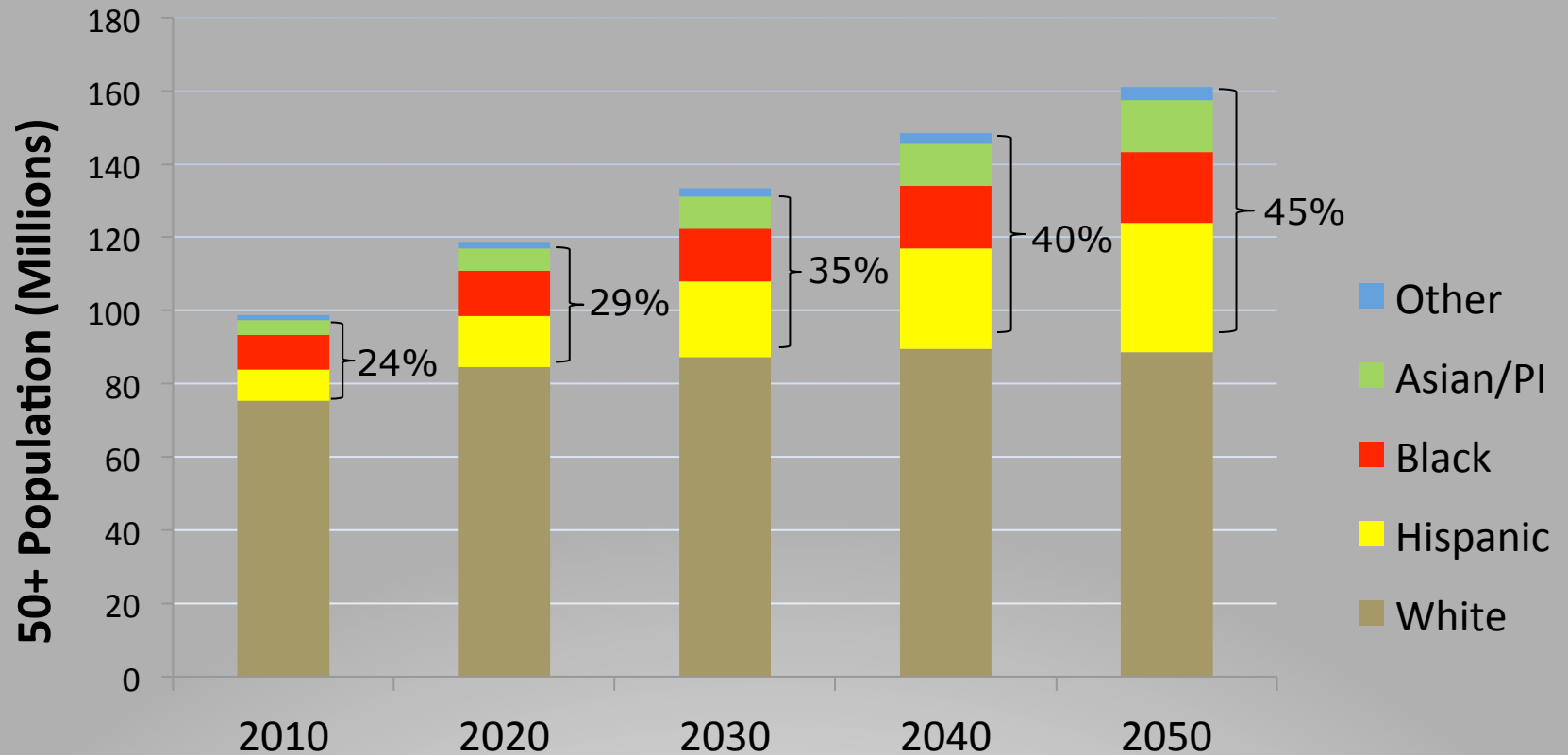
April 14, 2013
American Planning Association

Our population is growing ... and growing older

Year	65+ Population	Total Population	65+ Share of Total Population
2000	34,992,000	281,421,906	12%
2010	40,229,000	310,233,000	13%
2030	72,092,000	373,504,000	19%
2050	88,547,000	439,010,000	20%

Source: U.S Census Bureau - Census projections as of 8/2008

Number of Persons 50+ by Race (Percent of Total Pop 50+ that is Persons of Color)



Source: U.S Census Bureau – 2008 Census projections

Women's Financial Insecurity

- More likely to live alone
 - 45% women 65+ married vs. 75% men (2012)
- Tend to live longer
- More likely to live in poverty
- Earn less
 - Full-time working women 55+ earned 76% of men's earnings (2012)
 - Lower SS benefits (20% of men's), but depend on SS for a greater share of their retirement income

Source: Mikki D. Waid, *An Uphill Climb*, AARP Public Policy Institute, 2013.

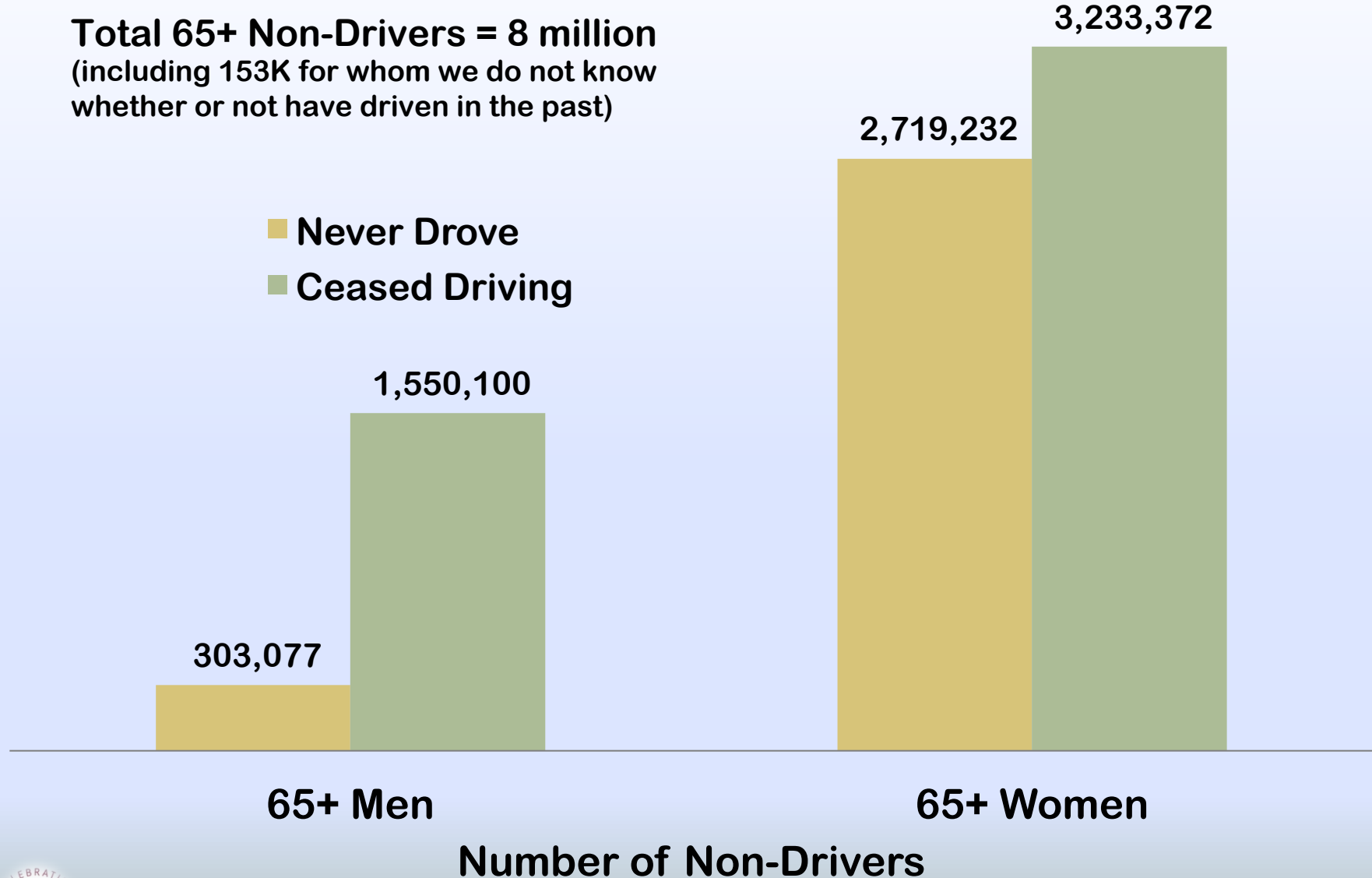
The Cost of Caregiving

- 67% of caregivers are women
- As a result, women have 12 fewer years in the paid workforce over their lifetimes.
- Individual cost of leaving workforce estimated at \$304K in lost wages, SS, pension and retirement savings.
- Unpaid work of family caregivers valued at \$450 billion (2009)
- Caregiving may substantially increase a woman's risk of living in poverty in old age.



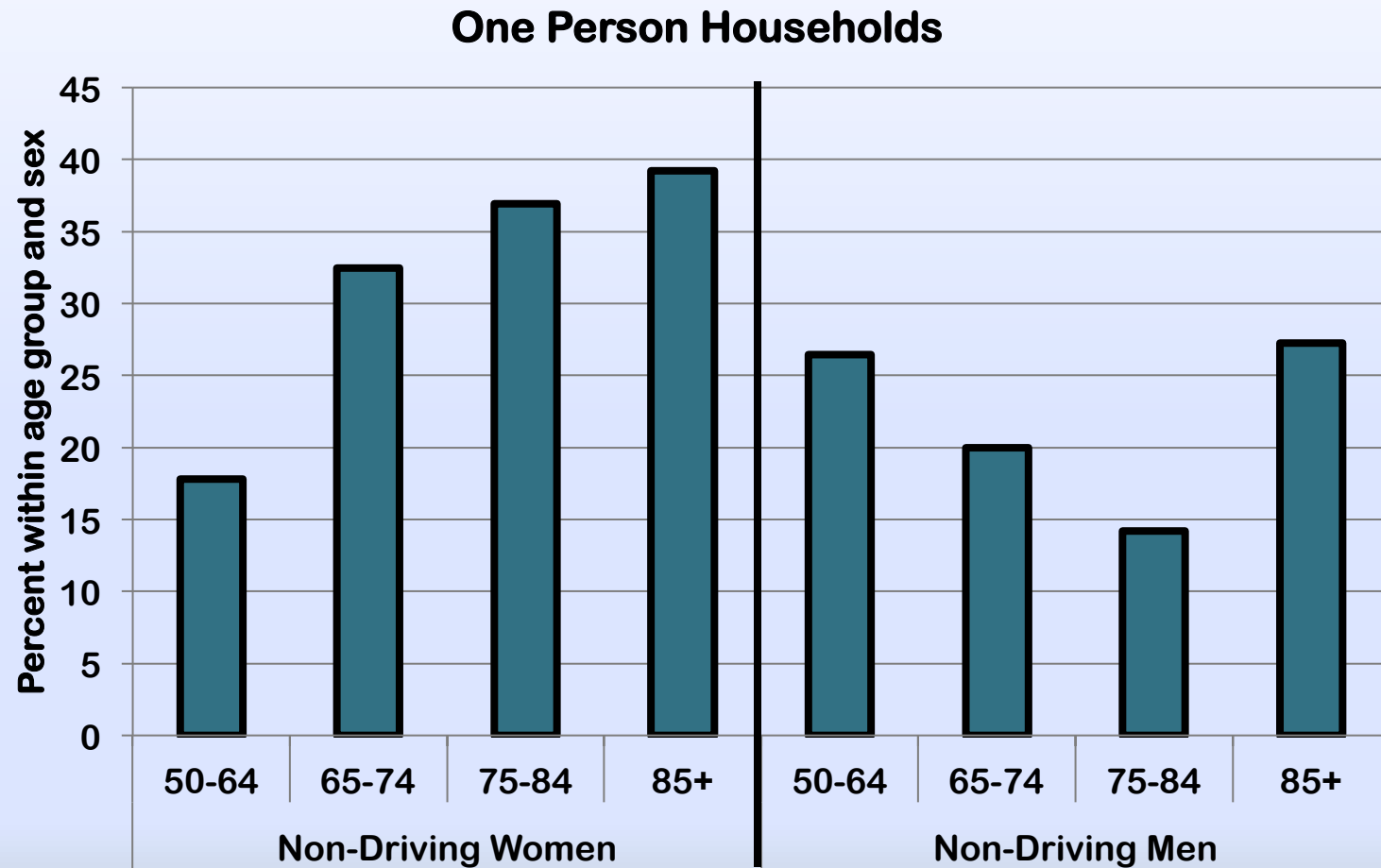
21% of adults 65+ do not drive

Total 65+ Non-Drivers = 8 million
(including 153K for whom we do not know
whether or not have driven in the past)



AARP Public Policy Institute Analysis of 2009 NHTS

Non-driving older men are much less likely to live alone than comparable women...



Private Vehicle Policy Solutions for Non-Drivers



- Caregiver Support
 - Volunteer driver programs
 - Ride-share programs
 - Accessible taxi cabs
- 2/3 of trips taken by non-drivers 65+ are as passengers in private vehicles
 - Family and friends provide 1.4 billion trips/year for older relatives (age 70+) who no longer drive

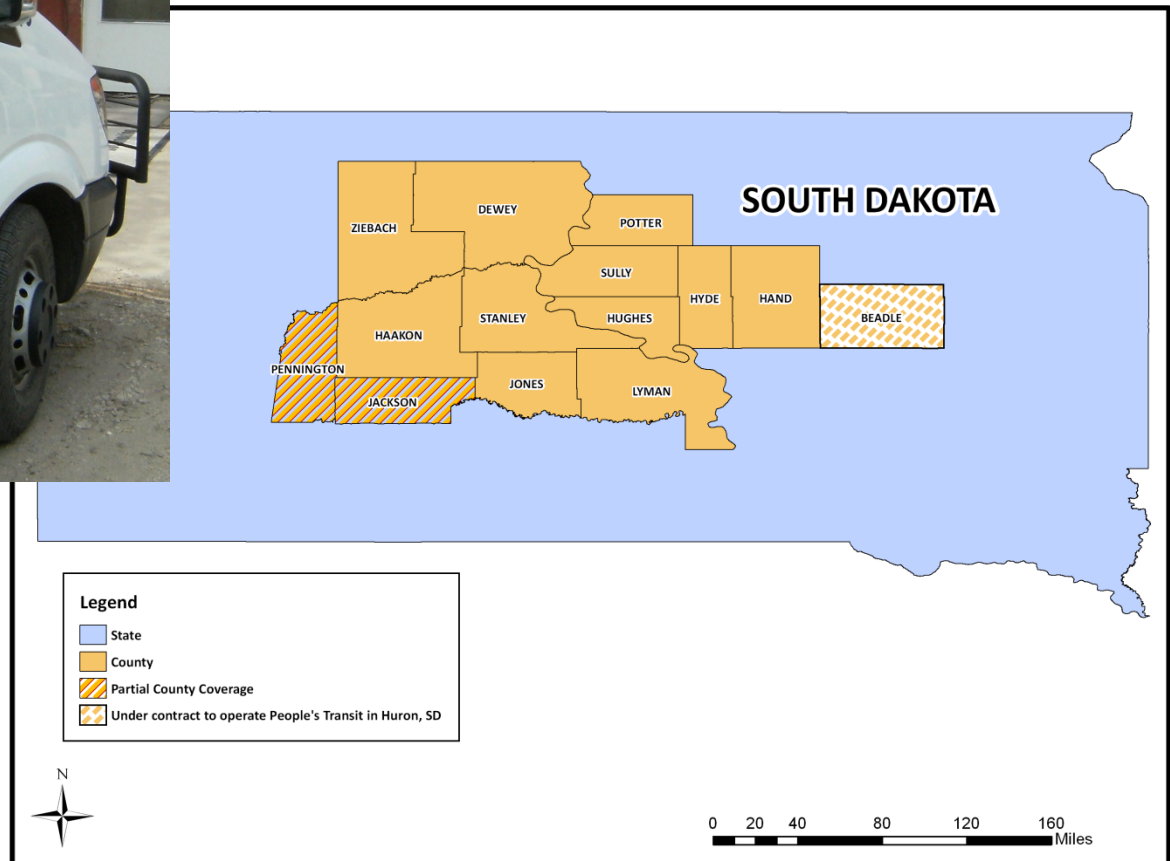
Marin Access Mobility Management Center



River Cities Public Transit



River Cities Public Transit Service Area



Source: AARP Public Policy Institute based on data from ESRI, Tom Tom, US Dept. of Commerce, Census Bureau

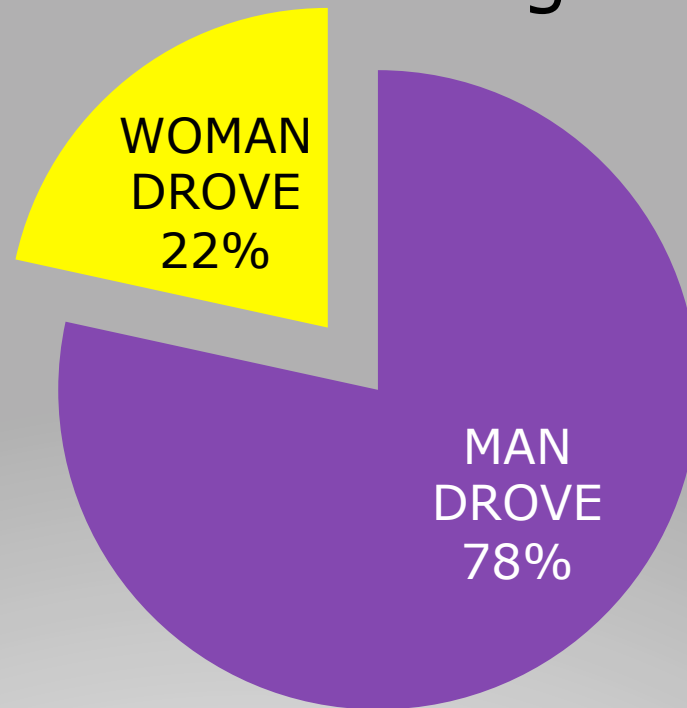
Gender Differences in Travel

- Per capita VMT
 - Older men's decreased
 - Older women's increased
 - But men 65+ still drive 2x the miles of women 65+
- Licensing rates
 - Older men's declining
 - Older women's increasing
 - But older men's still exceed older women's (89% vs. 73%)
 - There are more older female drivers than male drivers



Traditionally, when a married couple travel together the man is more likely to drive....

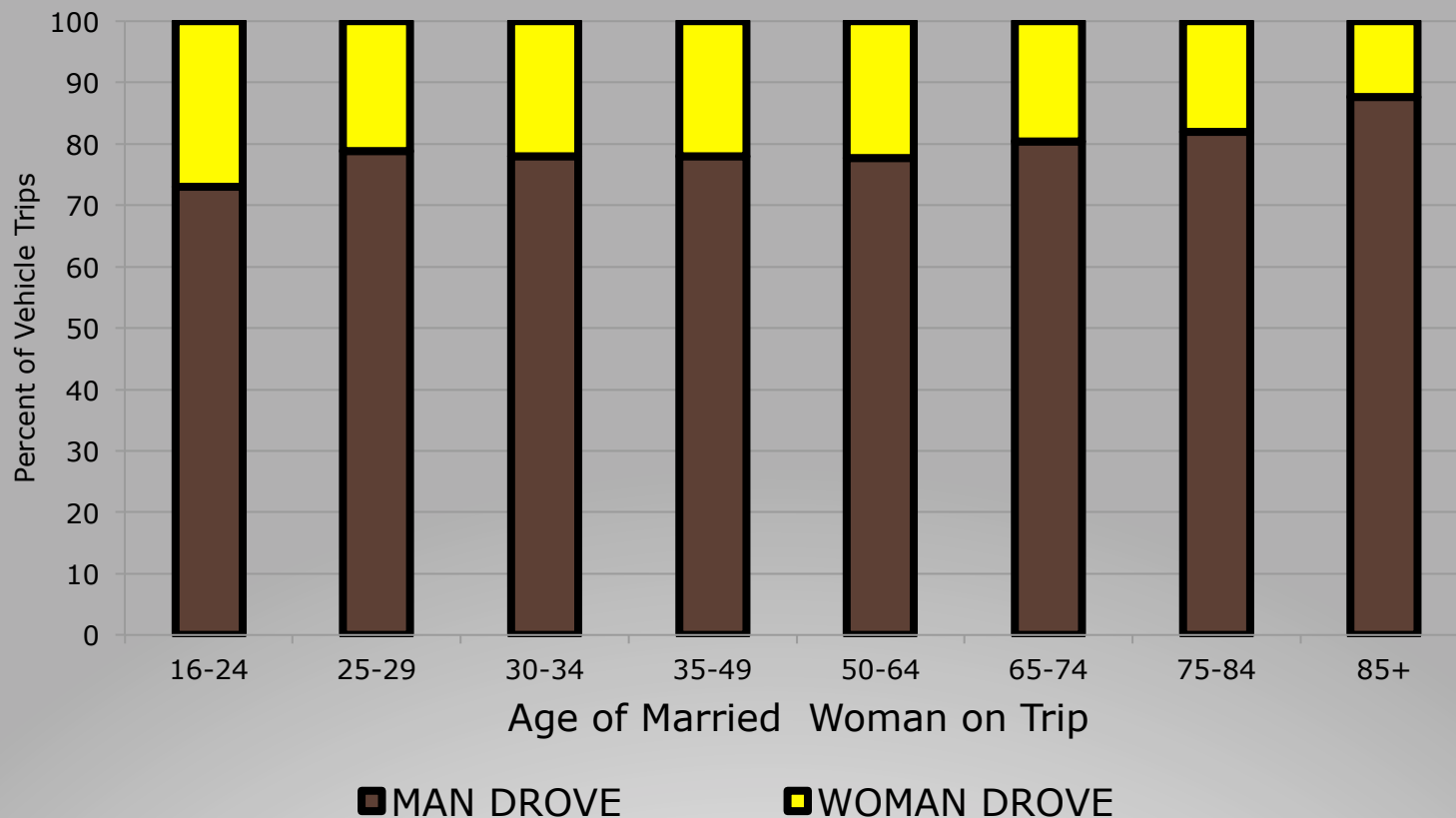
Who Drives When a Couple Travels Together?



Source: McGuckin and Nakamoto, 2011 Base: Married couples on vehicle trips

But even younger women 'let' their husbands drive...

Who Drives When a Couple Travels Together?



Source: McGuckin and Nakamoto, 2011 Base: Married couples on vehicle trips

Planning Solutions



- Invest in and coordinate specialized/human services transportation
- Construct Complete Streets to aid older drivers, pedestrians, and transit users
- Integrate land use and transportation planning through mixed-use development like TOD
- Invest in public transportation service and education

Jana Lynott, AICP
jlynott@aarp.org



@JanaLynott

JOIN AARP TODAY!
Join for Just \$16 A Year

- Discounts on travel and everyday savings
- Subscription to AARP The Magazine
- Free membership for your spouse or partner

Join Now

PUBLIC POLICY INSTITUTE
AARP Home » AARP Research Center » Public Policy Institute » Livable Communities - PPI

Join for Just \$16 A Year

- Discounts on travel and everyday savings
- Subscription to AARP The Magazine
- Free membership for your spouse or partner

Join Now

state DATA CENTER

Data by state on Americans 50-plus: health, financial security, housing, caregiving and more. [Read](#)

EVENTS
[Solutions Forum: Better Lifetime Income Options](#)
[What role for annuities?](#)

main TOPICS
Policy
Livable Communities issues and strategies to help the older population age in place. This link takes you our policy and related publications on land use, housing, and transportation. [Explore](#)

Resources
Publications, research, web links and other tools to learn more about Livable Communities initiatives and programs. [Explore](#)

SEARCH PPI

browse POLICY RESEARCH

[Visit PPI's Main Page](#)
GET PPI NEWS ALERTS
Sign up for alerts on the latest research and videos on policy issues from AARP Public Policy Institute.

SUBSCRIBE
[Privacy Policy](#)

ADVERTISEMENT

The New Membership is this...

www.aarp.org/ppi/liv-com
@AARPPolicy