



Multi-Generational Planning: Linking Needs of Children and Elders

Presentation to Mayors Innovation Project
Washington, DC
January 16, 2013


Mildred E. Warner

Department of City and Regional Planning
Cornell University

www.mildredwarner.org | mew15@cornell.edu

The Promise of Multi-Generational Planning

Common Vision



Planning
Across Generations

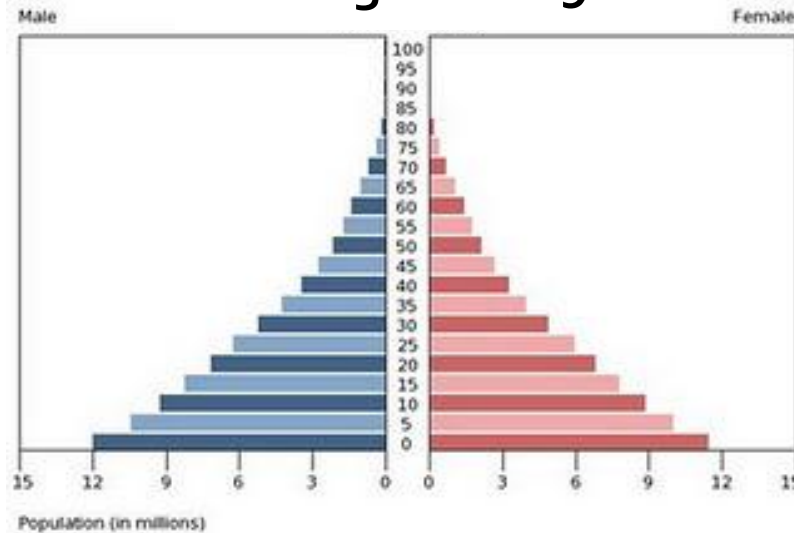


Arguments for Multi-Generational Planning

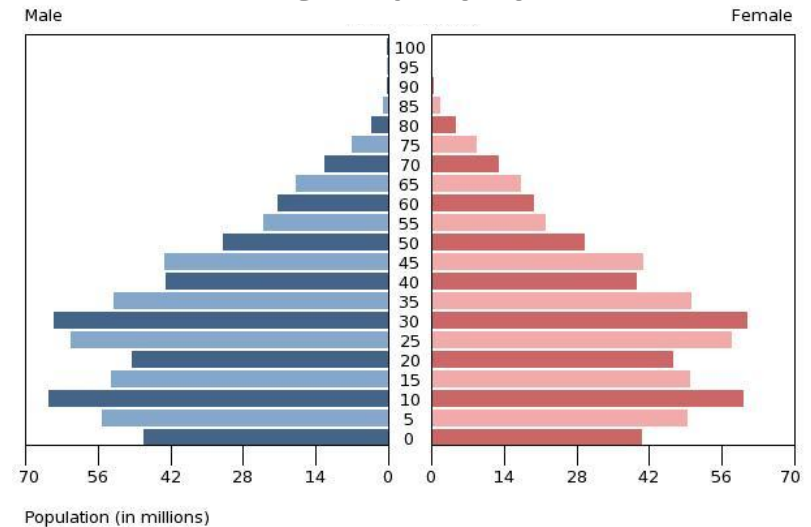
- Changing demographics
- Public expenditure challenges
- Economic development imperatives
- Planning and service design solutions

Changing Demographics

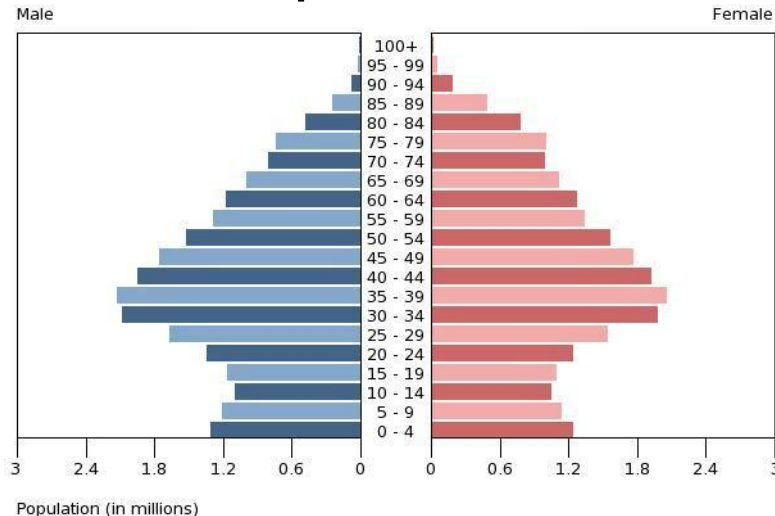
Nigeria 2009



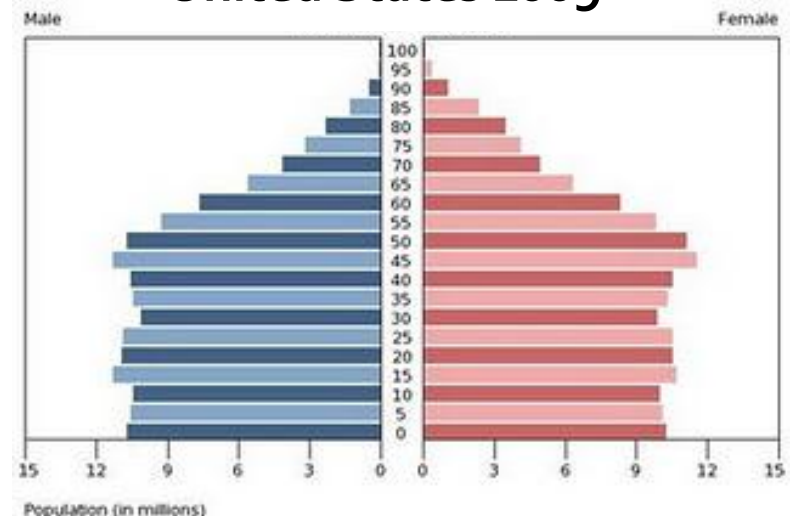
China 2010



Spain 2010

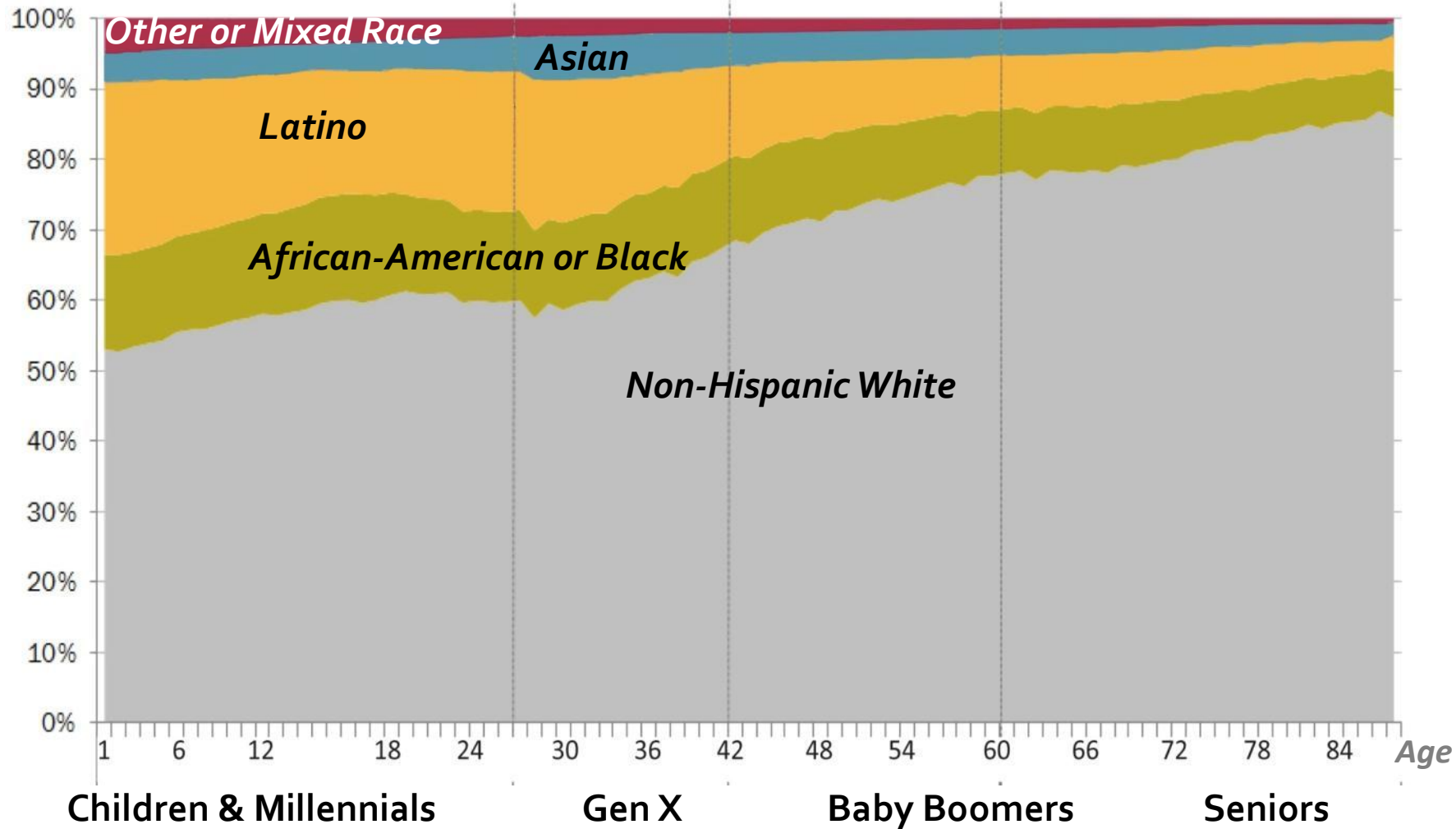


United States 2009

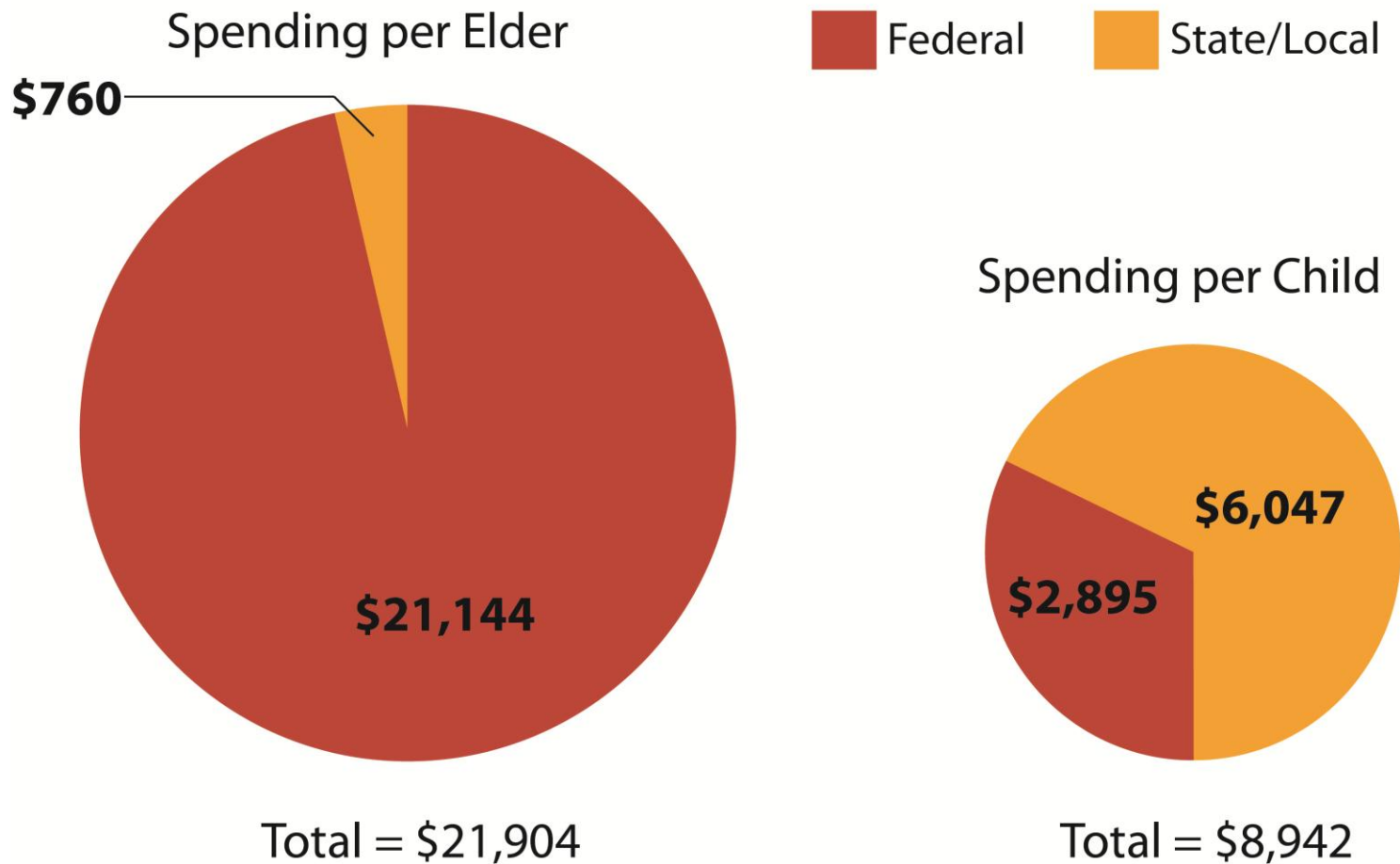


Diversity and the New Social Compact

U.S. Population by Age and Race/Ethnicity

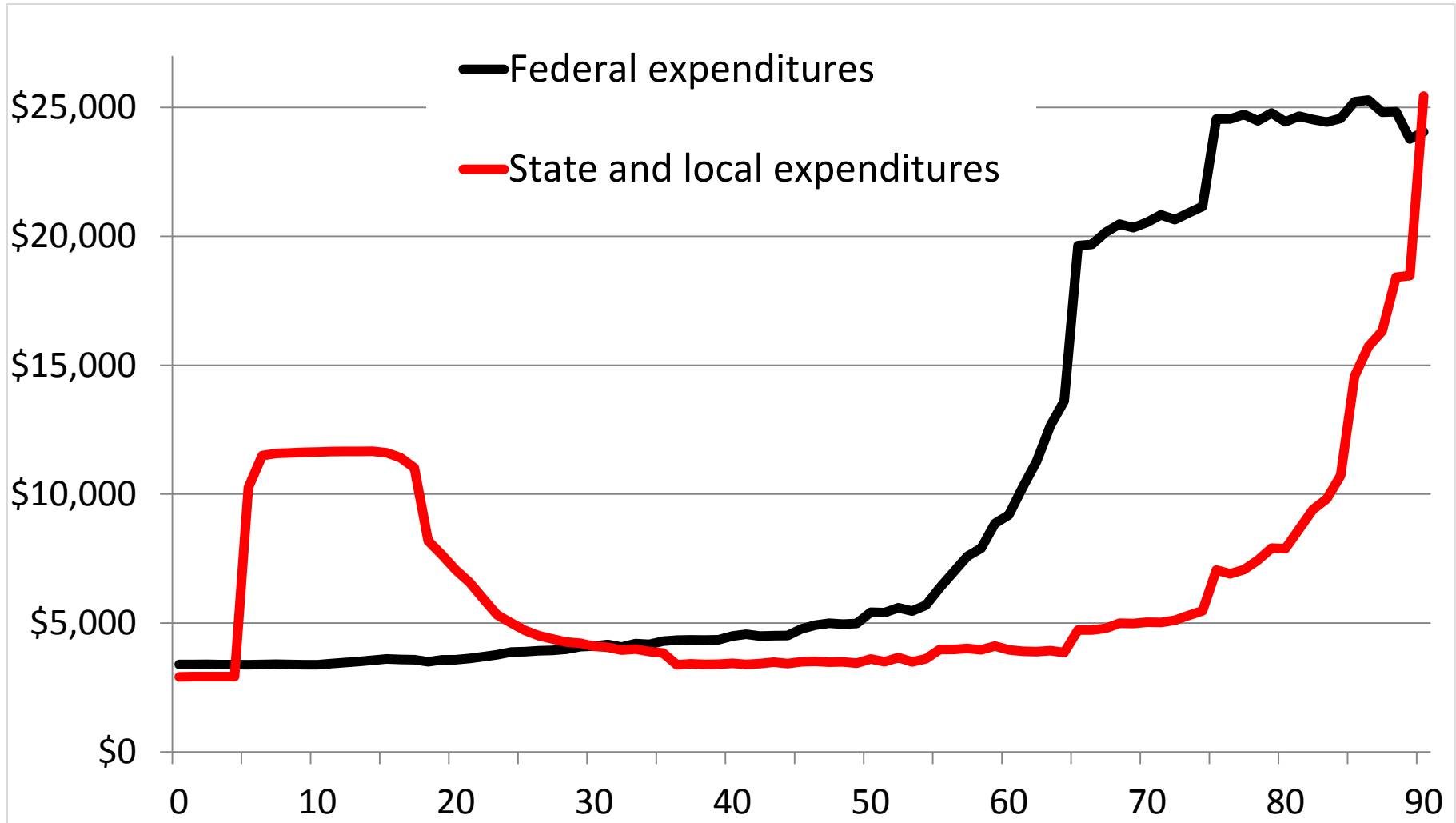


Federal and State/Local Spending on Elderly and Children



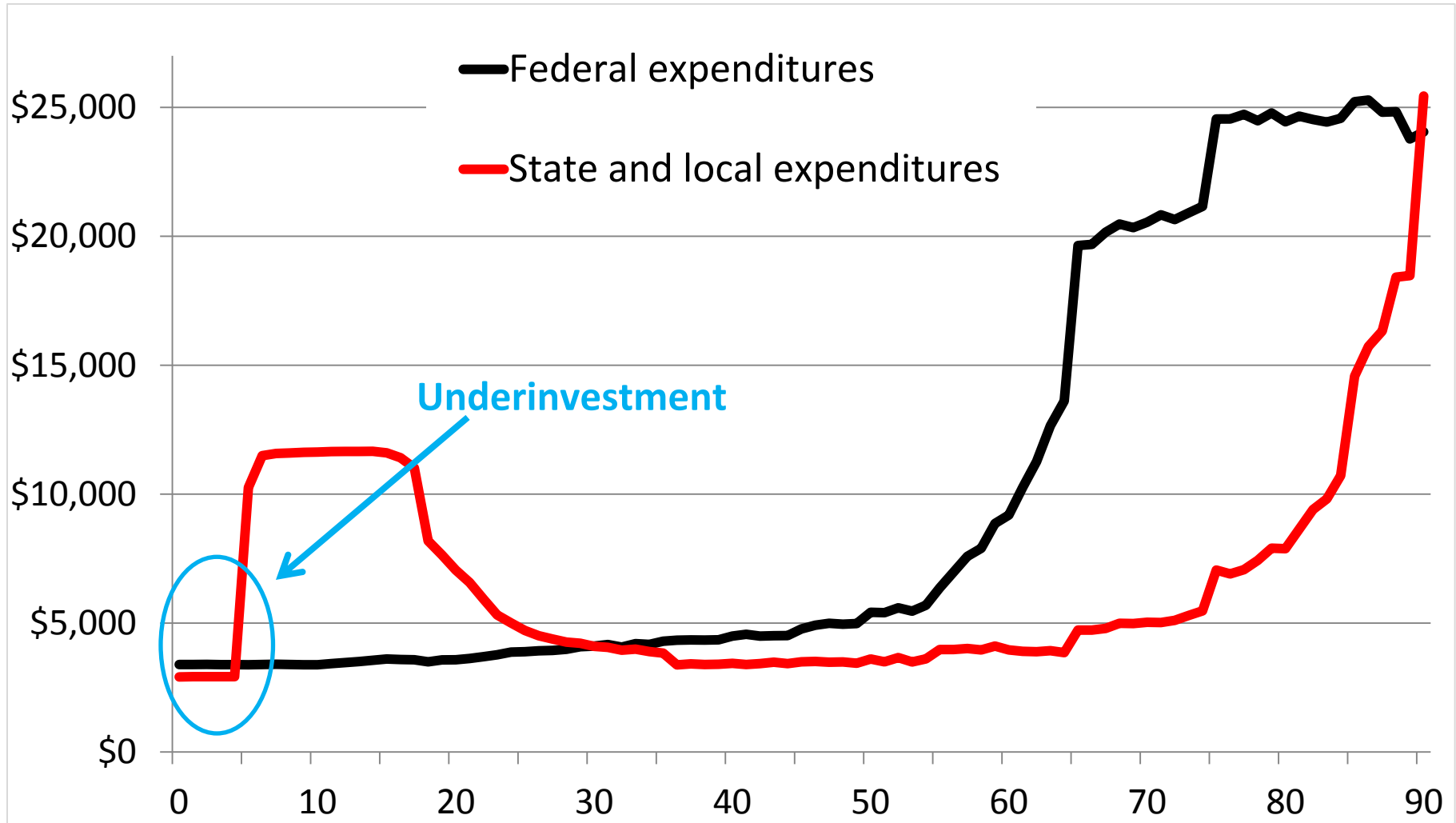
Data Source: Isaacs, Julia, 'How Much Do We Spend on Children And The Elderly?' Urban Institute, 2009. Figure constructed by Mildred Warner.

Government Spending by Age (2004)



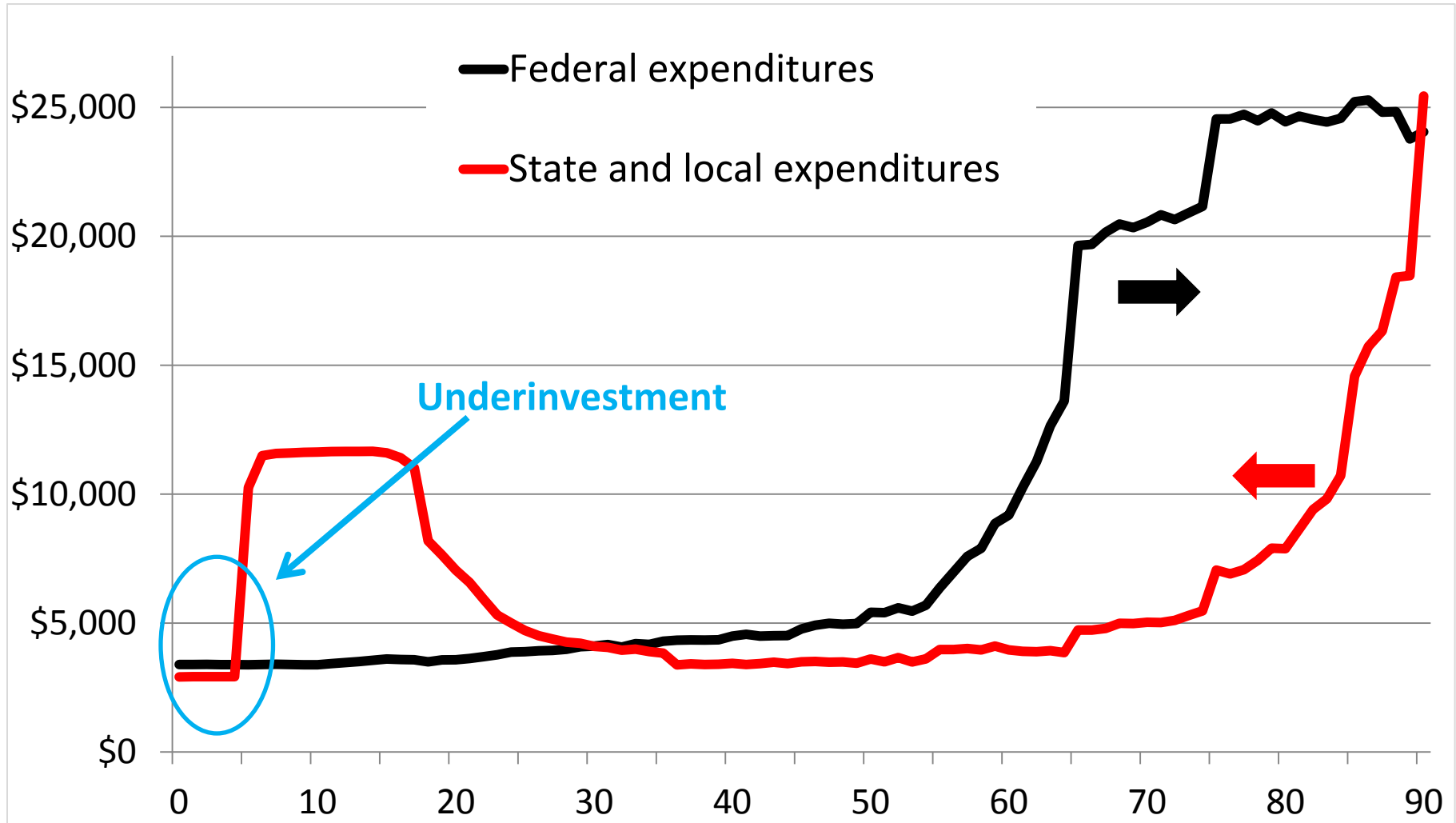
Based on estimates by Edwards, Ryan D. 2010. Forecasting Government Revenue and Expenditure in the U.S. Using Data on Age-Specific Utilization, Working Paper no. WP10-01.

Government Spending by Age (2004)



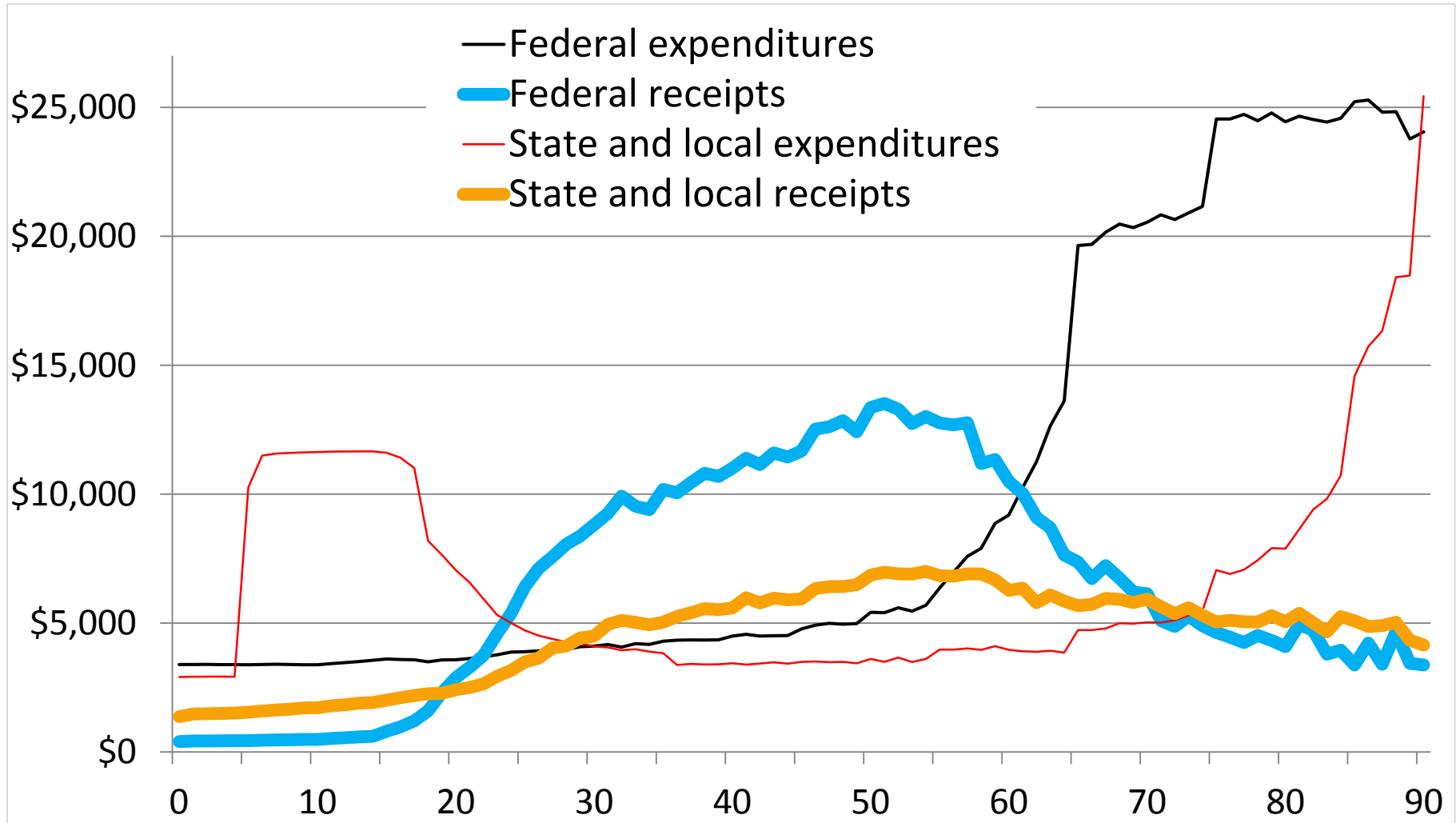
Based on estimates by Edwards, Ryan D. 2010. Forecasting Government Revenue and Expenditure in the U.S. Using Data on Age-Specific Utilization, Working Paper no. WP10-01.

Government Spending by Age (2004)



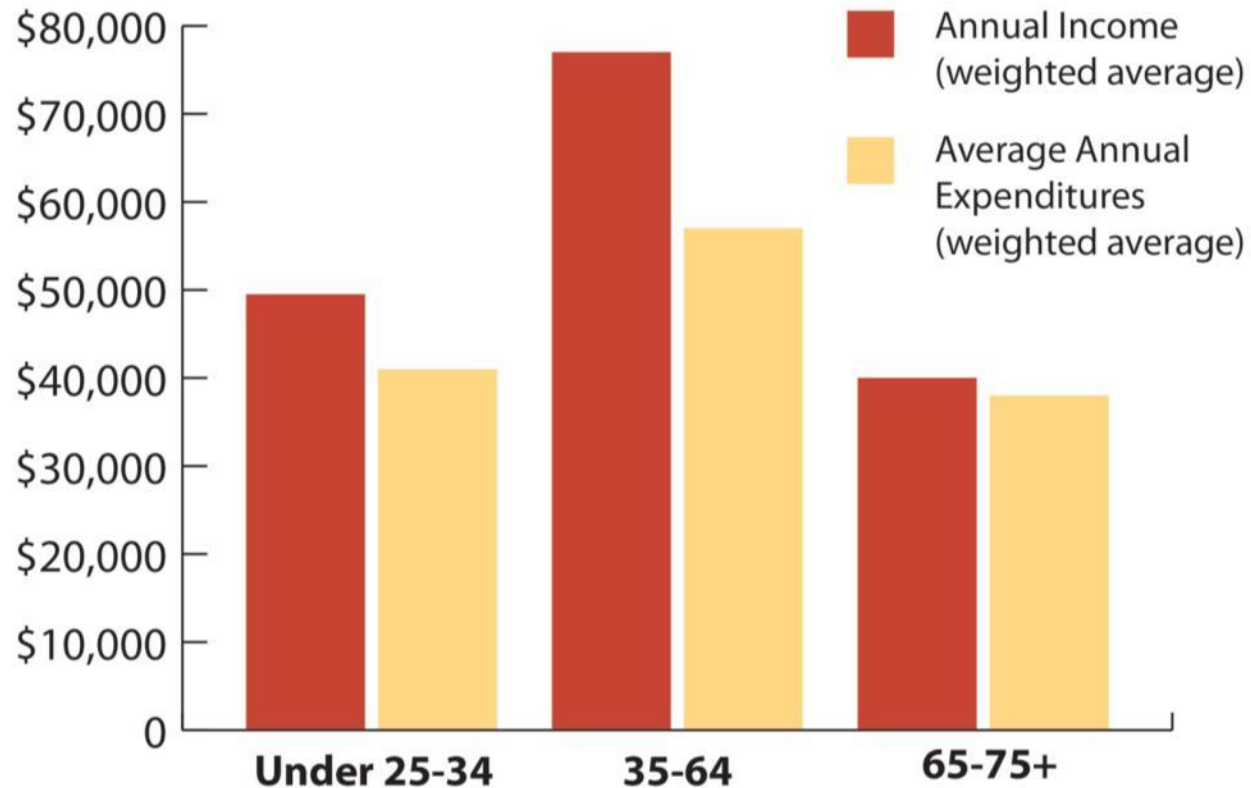
Based on estimates by Edwards, Ryan D. 2010. Forecasting Government Revenue and Expenditure in the U.S. Using Data on Age-Specific Utilization, Working Paper no. WP10-01.

Government Revenue and Spending by Age (2004)



Economic Development Imperatives

**Average Annual Expenditures and Income,
by age group (2010)**



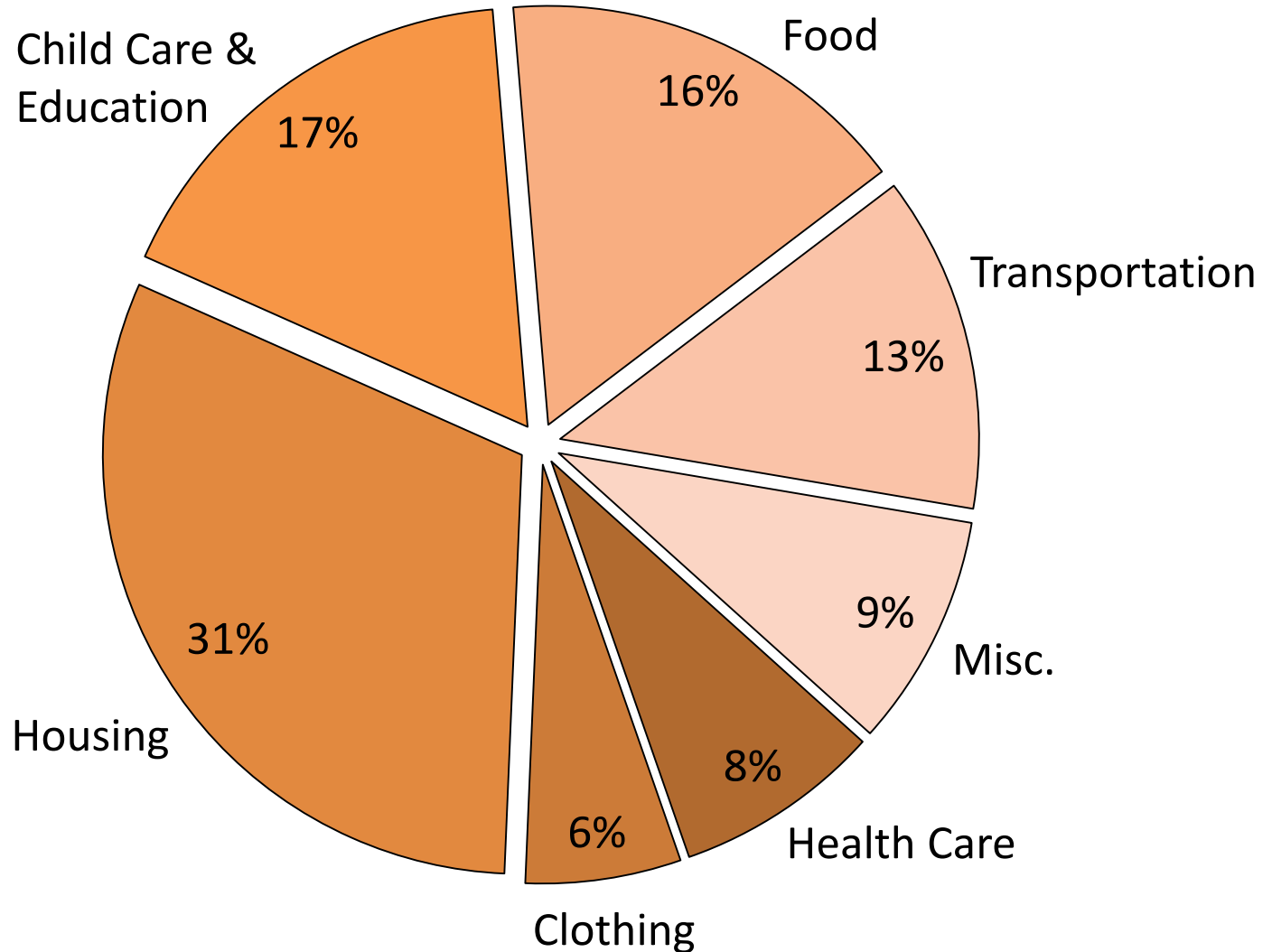
Source: Consumer Expenditure Survey, U.S. Bureau of Labor Statistics, Average Annual Expenditures, October, 2010.

Family spending on children fuels the local economy.

\$222,360:

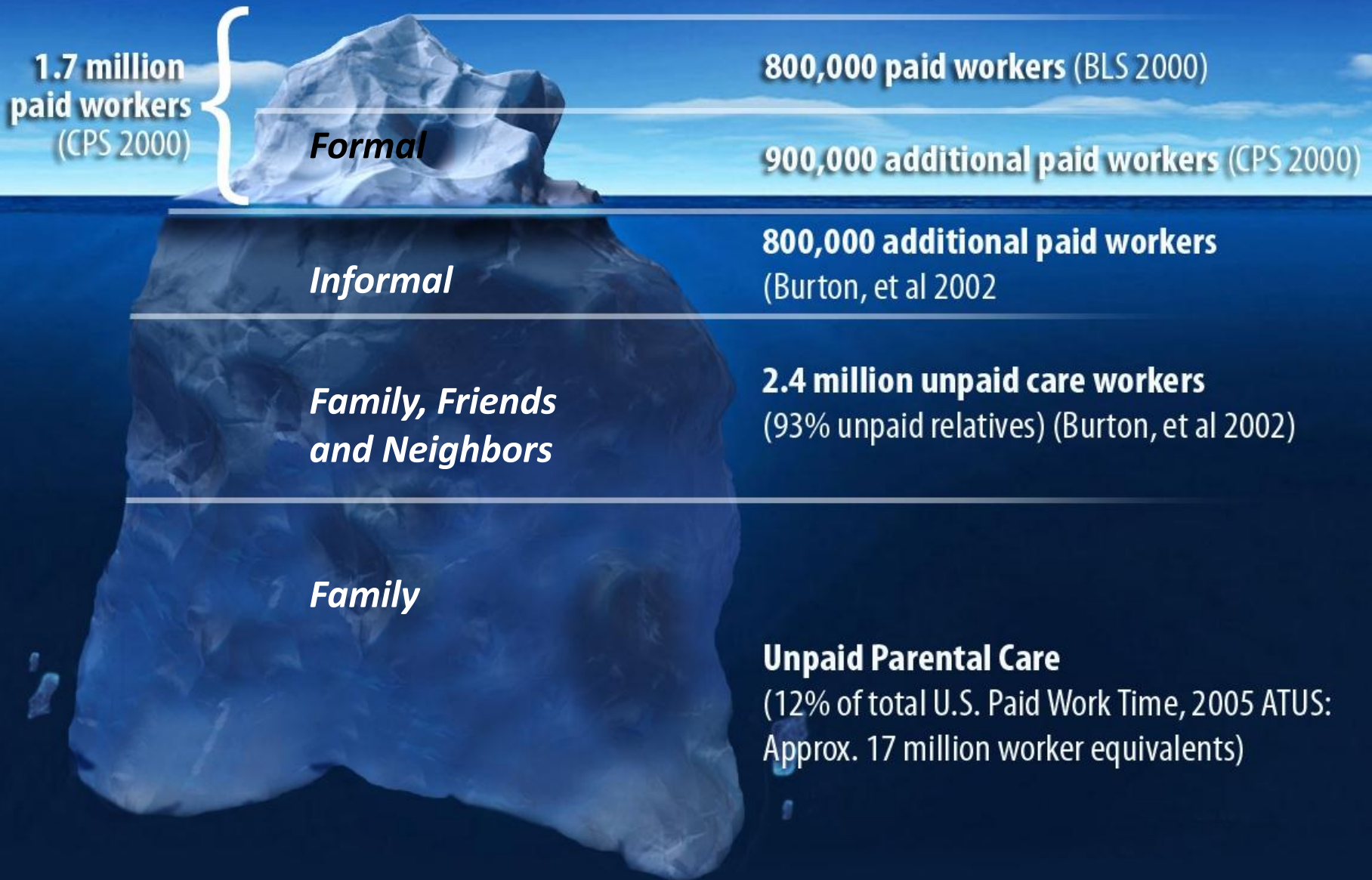
Average total
spending by
family per
child (birth to
age 17)

**77% is spent
in the local
economy.**



The Iceberg of Care: Market and Family Support Challenges:

Most of the iceberg lies below the water line



The Critical Role for Planning and Community Design



- 2008 Family Friendly Planning Survey, American Planning Association
- 944 planners responded
- Surveyed attitudes, barriers, actions, zoning and site planning

ACTIONS:

Many local actions promote child and family friendly cities.

Housing

- » Have a variety of types 67%
- » Have an adequate supply of 2+bedroom apartments 45%
- » Promote transit-oriented development 45%

Transportation & Mobility

- » Have sidewalks 97%
- » Have bike lanes 76%
- » Have walk-to-school programs 52%

Education

- » Collaborate with school district to site schools 45%
- » Co-locate services in schools 43%
- » Have an adequate supply of child care 20%

Use impact fees to subsidize...

- » Park and recreation facilities 45%
- » Schools 22%
- » Transit 16%
- » Child care 7%

Routinely use local, state, or federal funding to support...

- » Streetscape improvements 80%
- » Affordable housing 57%
- » Parks 58%
- » Child care 21%

SITE PLANNING & ZONING:

Key site planning and zoning elements can advance the interests of families.

Housing: Zoning regulations promote...

- » Multi-family housing 66%
- » Family-sized housing (2+ bedrooms) 60%
- » Affordable housing 39%
- » Accessory apartments by right 25%

Child Care: Zoning regulations promote...

- » Siting child care centers 41%
- » Family child care homes by right 34%

Development: Zoning and subdivision regulations...

- » Allow for mixed use 90%
- » Require parks/playgrounds 69%
- » Provide density bonuses 58%

Transportation and Mobility: Zoning and subdivision regulations...

- » Mandate sidewalks 80%
- » Require street connectivity with adjacent developments 75%
- » Consider pedestrian needs in site plan reviews 74%

Design/Safety: Community has...

- » Traffic calming measures in residential neighborhoods 74%
- » Lighting guidelines that address/promote safety 60%
- » Design guidelines that facilitate neighbor interaction 53%
- » Street furniture that facilitates "eyes on the street" 37%

ACTIONS:

Many local actions promote child and family friendly cities.

Housing

- » Have a variety of types 67%
- » Have an adequate supply of 2+bedroom apartments 45%
- » Promote transit-oriented development 45%

Transportation & Mobility

- » Have sidewalks 97%
- » Have bike lanes 76%
- » Have walk-to-school programs 52%

Education

- » Collaborate with school district to site schools 45%
- » Co-locate services in schools 43%
- » Have an adequate supply of child care 20%

Use impact fees to subsidize...

- » Park and recreation facilities 45%
- » Schools 22%
- » Transit 16%
- » Child care 7%

Routinely use local, state, or federal funding to support...

- » Streetscape improvements 80%
- » Affordable housing 57%
- » Parks 58%
- » Child care 21%

SITE PLANNING & ZONING:

Key site planning and zoning elements can advance the interests of families.

Housing: Zoning regulations promote...

- » Multi-family housing 66%
- » Family-sized housing (2+ bedrooms) 60%
- » Affordable housing 39%
- » Accessory apartments by right 25%

Child Care: Zoning regulations promote...

- » Siting child care centers 41%
- » Family child care homes by right 34%

Development: Zoning and subdivision regulations...

- » Allow for mixed use 90%
- » Require parks/playgrounds 69%
- » Provide density bonuses 58%

Transportation and Mobility: Zoning and subdivision regulations...

- » Mandate sidewalks 80%
- » Require street connectivity with adjacent developments 75%
- » Consider pedestrian needs in site plan reviews 74%

Design/Safety: Community has...

- » Traffic calming measures in residential neighborhoods 74%
- » Lighting guidelines that address/promote safety 60%
- » Design guidelines that facilitate neighbor interaction 53%
- » Street furniture that facilitates "eyes on the street" 37%

Housing: Zoning regulations promote...

- Multi-family housing **66%**
- Family-sized housing (2+BR) **60%**
- Affordable housing **39%**
- Accessory apartments by right **25%**

Multi-unit family housing near family-friendly amenities;
Old Colony Development, Boston Housing Authority
Source: Beacon Development



Accessory Flats



Before



After

ACTIONS:

Many local actions promote child and family friendly cities.

Housing

- » Have a variety of types 67%
- » Have an adequate supply of 2+bedroom apartments 45%
- » Promote transit-oriented development 45%

Transportation & Mobility

- » Have sidewalks 97%
- » Have bike lanes 76%
- » Have walk-to-school programs 52%

Education

- » Collaborate with school district to site schools 45%
- » Co-locate services in schools 43%
- » Have an adequate supply of child care 20%

Use impact fees to subsidize...

- » Park and recreation facilities 45%
- » Schools 22%
- » Transit 16%
- » Child care 7%

Routinely use local, state, or federal funding to support...

- » Streetscape improvements 80%
- » Affordable housing 57%
- » Parks 58%
- » Child care 21%

SITE PLANNING & ZONING:

Key site planning and zoning elements can advance the interests of families.

Housing: Zoning regulations promote...

- » Multi-family housing 66%
- » Family-sized housing (2+ bedrooms) 60%
- » Affordable housing 39%
- » Accessory apartments by right 25%

Child Care: Zoning regulations promote...

- » Siting child care centers 41%
- » Family child care homes by right 34%

Development: Zoning and subdivision regulations...

- » Allow for mixed use 90%
- » Require parks/playgrounds 69%
- » Provide density bonuses 58%

Transportation and Mobility: Zoning and subdivision regulations...

- » Mandate sidewalks 80%
- » Require street connectivity with adjacent developments 75%
- » Consider pedestrian needs in site plan reviews 74%

Design/Safety: Community has...

- » Traffic calming measures in residential neighborhoods 74%
- » Lighting guidelines that address/promote safety 60%
- » Design guidelines that facilitate neighbor interaction 53%
- » Street furniture that facilitates "eyes on the street" 37%

Transportation and Mobility:

- Have sidewalks 97%
- Have bike lanes 76%
- Have walk-to-school programs 52%



East Lansing, Michigan
Photo: PedBikeImages, Dan Burden



Bike lanes – Park Slope neighborhood, Brooklyn, NY
Photo: The Epoch Times



Safer Routes to Schools, Kelly Elementary, Portland, OR
Photo: BikePortland.org

ACTIONS:

Many local actions promote child and family friendly cities.

Housing

- » Have a variety of types 67%
- » Have an adequate supply of 2+bedroom apartments 45%
- » Promote transit-oriented development 45%

Transportation & Mobility

- » Have sidewalks 97%
- » Have bike lanes 76%
- » Have walk-to-school programs 52%

Education

- » Collaborate with school district to site schools 43%
- » Co-locate services in schools 43%
- » Have an adequate supply of child care 20%

Use impact fees to subsidize...

- » Park and recreation facilities 45%
- » Schools 22%
- » Transit 16%
- » Child care 7%

Routinely use local, state, or federal funding to support...

- » Streetscape improvements 80%
- » Affordable housing 57%
- » Parks 58%
- » Child care 21%

SITE PLANNING & ZONING:

Key site planning and zoning elements can advance the interests of families.

Housing: Zoning regulations promote...

- » Multi-family housing 66%
- » Family-sized housing (2+ bedrooms) 60%
- » Affordable housing 39%
- » Accessory apartments by right 25%

Child Care: Zoning regulations promote...

- » Siting child care centers 41%
- » Family child care homes by right 34%

Development: Zoning and subdivision regulations...

- » Allow for mixed use 90%
- » Require parks/playgrounds 69%
- » Provide density bonuses 58%

Transportation and Mobility: Zoning and subdivision regulations...

- » Mandate sidewalks 80%
- » Require street connectivity with adjacent developments 75%
- » Consider pedestrian needs in site plan reviews 74%

Design/Safety: Community has...

- » Traffic calming measures in residential neighborhoods 74%
- » Lighting guidelines that address/promote safety 60%
- » Design guidelines that facilitate neighbor interaction 53%
- » Street furniture that facilitates "eyes on the street" 37%

Education

- Collaborate with school districts to site schools **45%**
- Co-locate services in schools **43%**



City and school collaborated to site Westerly Creek Elementary School near residences in newly developed Stapleton area in Denver, CO. *Photo: US EPA*



In Charlotte, NC, the community built a school, light rail station for commuters, and parking for both (with a playfield atop the parking garage).



Schools are a natural site for intergenerational programming. *Photo: Corporation for National & Community Service*

Seniors can ride school buses to the supermarket through Age-Friendly NYC. *Photo: Getty Images, NYC*



ACTIONS:

Many local actions promote child and family friendly cities.

Housing

- » Have a variety of types 67%
- » Have an adequate supply of 2+bedroom apartments 45%
- » Promote transit-oriented development 45%

Transportation & Mobility

- » Have sidewalks 97%
- » Have bike lanes 76%
- » Have walk-to-school programs 52%

Education

- » Collaborate with school district to site schools 45%
- » Co-locate services in schools 43%
- » Have an adequate supply of child care 20%

Use impact fees to subsidize...

- » Park and recreation facilities 45%
- » Schools 22%
- » Transit 16%
- » Child care 7%

Routinely use local, state, or federal funding to support...

- » Streetscape improvements 80%
- » Affordable housing 57%
- » Parks 58%
- » Child care 21%

SITE PLANNING & ZONING:

Key site planning and zoning elements can advance the interests of families.

Housing: Zoning regulations promote...

- » Multi-family housing 66%
- » Family-sized housing (2+ bedrooms) 60%
- » Affordable housing 39%
- » Accessory apartments by right 25%

Child Care: Zoning regulations promote...

- » Siting child care centers 41%
- » Family child care homes by right 34%

Development: Zoning and subdivision regulations...

- » Allow for mixed use 90%
- » Require parks/playgrounds 69%
- » Provide density bonuses 58%

Transportation and Mobility: Zoning and subdivision regulations...

- » Mandate sidewalks 80%
- » Require street connectivity with adjacent developments 75%
- » Consider pedestrian needs in site plan reviews 74%

Design/Safety: Community has...

- » Traffic calming measures in residential neighborhoods 74%
- » Lighting guidelines that address/promote safety 60%
- » Design guidelines that facilitate neighbor interaction 53%
- » Street furniture that facilitates "eyes on the street" 37%

Child Care:

- Have an adequate supply of child care 20%
- Zoning regulations promote siting child care centers 66%
- Zoning regulations promote family home child care by right 34%



Family home daycare Photo: Fort Knox MWR



Salinas, CA: Affordable housing at Jardines del Monte was designed for family child care
Source: Kristen Anderson



San Jose, CA: The community co-located child care and affordable housing near a light rail station.
Photo: Kristen Anderson.

ACTIONS:

Many local actions promote child and family friendly cities.

Housing

- » Have a variety of types 67%
- » Have an adequate supply of 2+bedroom apartments 45%
- » Promote transit-oriented development 45%

Transportation & Mobility

- » Have sidewalks 97%
- » Have bike lanes 76%
- » Have walk-to-school programs 52%

Education

- » Collaborate with school district to site schools 45%
- » Co-locate services in schools 43%
- » Have an adequate supply of child care 20%

Use impact fees to subsidize...

- » Park and recreation facilities 45%
- » Schools 22%
- » Transit 16%
- » Child care 7%

Routinely use local, state, or federal funding to support...

- » Streetscape improvements 80%
- » Affordable housing 57%
- » Parks 58%
- » Child care 21%

SITE PLANNING & ZONING:

Key site planning and zoning elements can advance the interests of families.

Housing: Zoning regulations promote...

- » Multi-family housing 66%
- » Family-sized housing (2+ bedrooms) 60%
- » Affordable housing 39%
- » Accessory apartments by right 25%

Child Care: Zoning regulations promote...

- » Siting child care centers 41%
- » Family child care homes by right 34%

Development: Zoning and subdivision regulations...

- » Allow for mixed use 90%
- » Require parks/playgrounds 69%
- » Provide density bonuses 58%

Transportation and Mobility: Zoning and subdivision regulations...

- » Mandate sidewalks 80%
- » Require street connectivity with adjacent developments 75%
- » Consider pedestrian needs in site plan reviews 74%

Design/Safety: Community has...

- » Traffic calming measures in residential neighborhoods 74%
- » Lighting guidelines that address/promote safety 60%
- » Design guidelines that facilitate neighbor interaction 53%
- » Street furniture that facilitates "eyes on the street" 37%

Use impact fees to subsidize...

- Parks & recreation facilities 45%
- Schools 22%
- Transit 16%
- Child care 7%



Photo: Masterfile

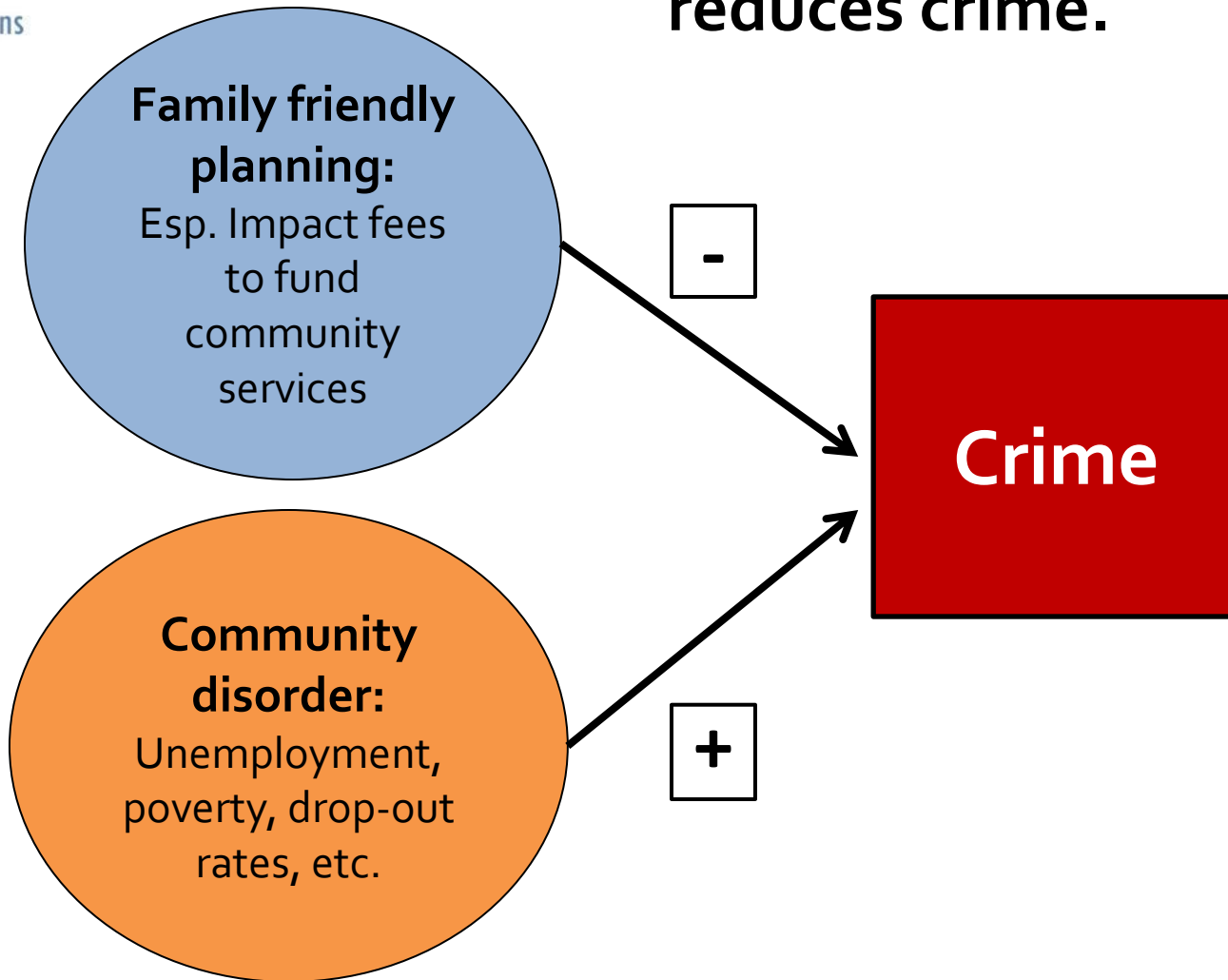


Fruitvale BART Station and Head Start, Oakland, CA



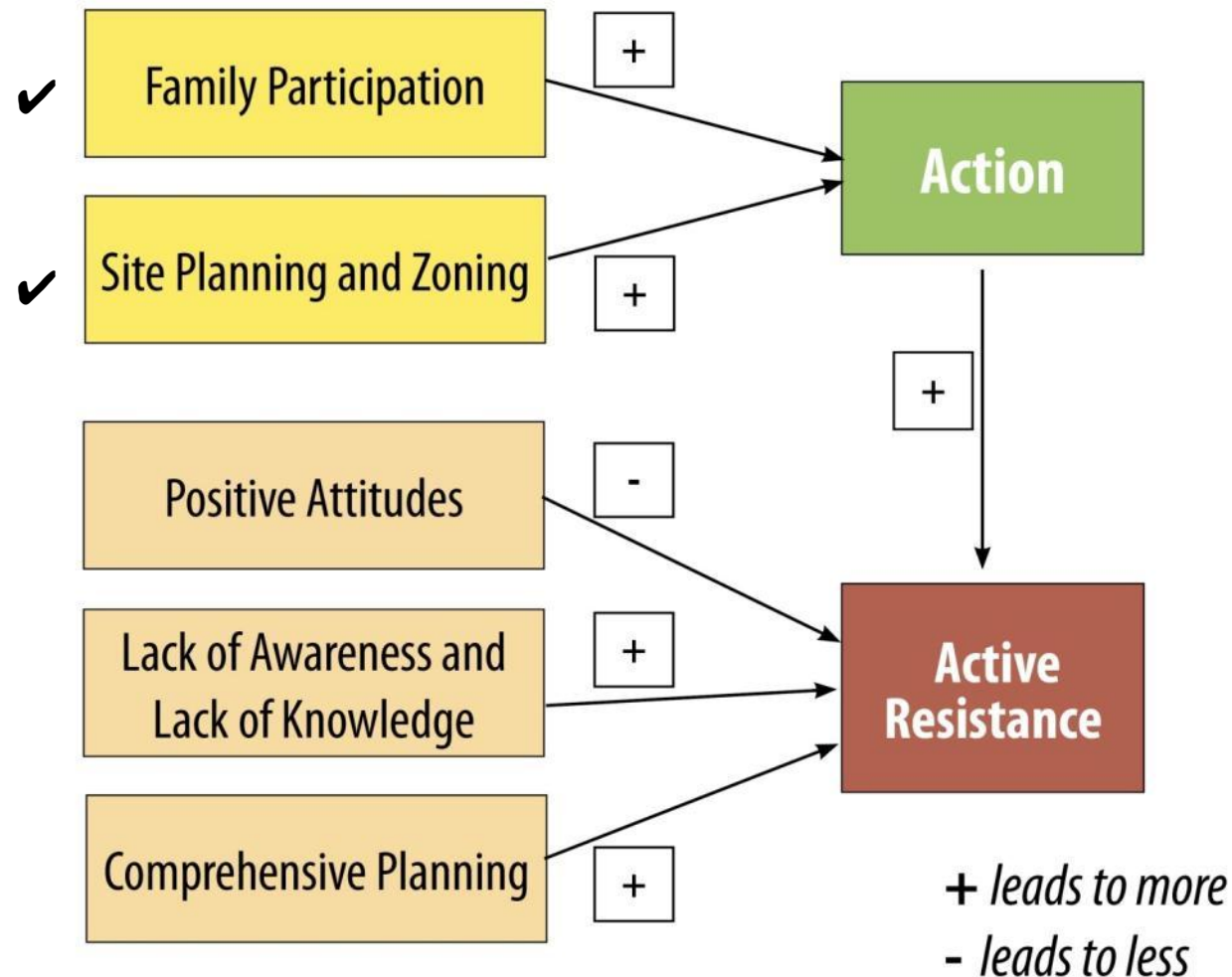
Downtown Bozeman, Montana

Family friendly planning reduces crime.



Warner, M.E. & J. Rukus, 2013. "Crime Rates and Collective Efficacy: The Role of Family Friendly Planning," *Cities*.

Planning Leads to Action, Ignorance Leads to Resistance



Key variables from regression results.

Promote youth and family participation in the planning process.

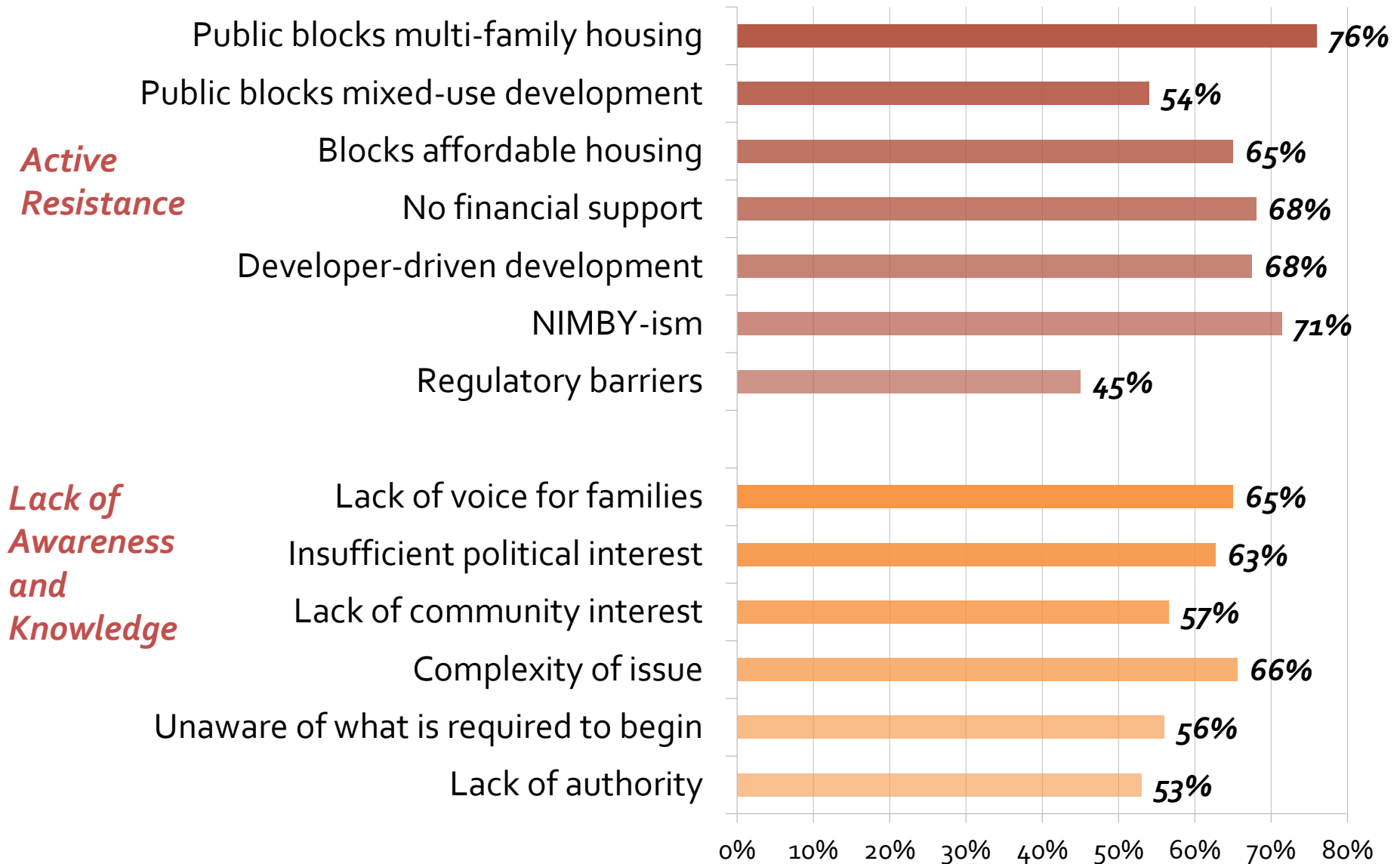


PICK UP A PASSION NOT A GUN
Carroll Skatepark, September 2008.



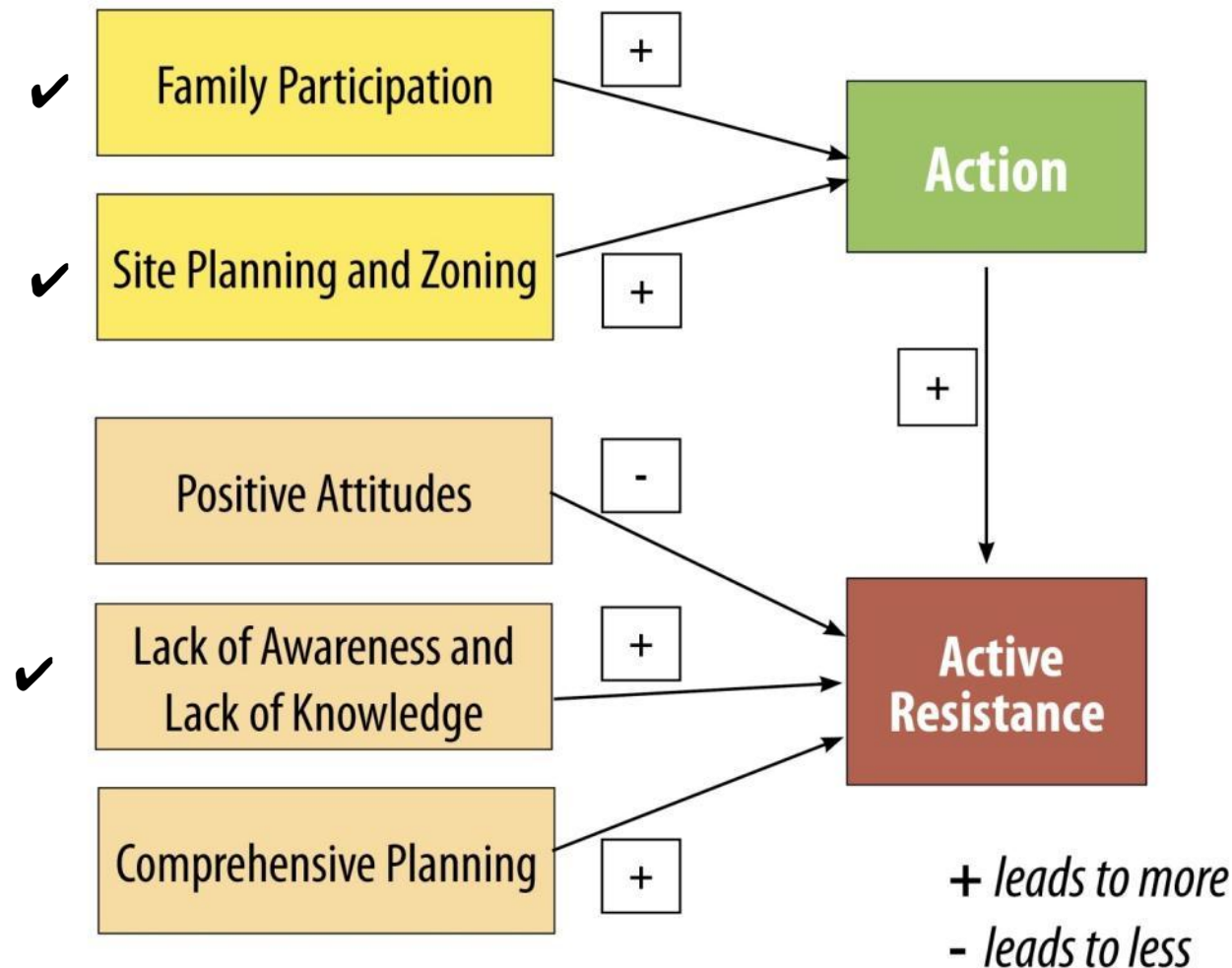
Public art mural created for 5th Ward by kids who live in the neighborhoods - Museum of Cultural Art Houston in partnership with Houston Parks and Recreation.

Barriers to Building Family-Friendly Communities



Source: APA Family Friendly Planning Survey, 2008, (944 planners responding)

Planning Leads to Action, Ignorance Leads to Resistance



Key variables from regression results.

Planners' attitudes towards families are positive	Agree
Families are important to community growth, sustainability and diversity.	97%
Families represent a valuable consumer population	97%
Communities that keep people for the whole life cycle (children, single adults, parents, elderly) are more vibrant.	90%
Families are the most likely population group to reinvest in their community through time, money and other forms of civic engagement.	78%
The needs of families are similar to the needs of the elderly with regards to the physical environment (e.g. parks, transportation, affordable housing).	64%
Most families do not generate sufficient tax revenue to cover the cost of services they demand.	53%

APA Family Friendly Planning Survey, 2008 (944 planners responding)

A Vision for the Future



Contact:

www.mildredwarner.org | mew15@cornell.edu